








4.- Escribir la letra u bajo los objetos que comienzan con u.



5.- Pinta los dibujos que tienen la letra u



3.- Pintar los dibujos que terminen con la letra a.



jaula



maní




luna



ala



pila



jaiba

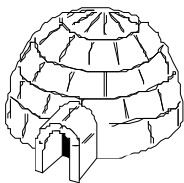
Unir el dibujo con las vocales que corresponden



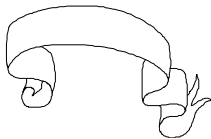
i	u
---	---



u	a
---	---




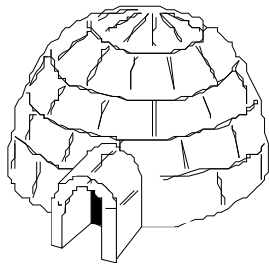



a	a
---	---



i	a
---	---

4.- Pintar el dibujo que termine con la letra e.




GUÍA DE TRABAJO DE LENGUAJE Y COMUNICACIÓN

Nombre: _____

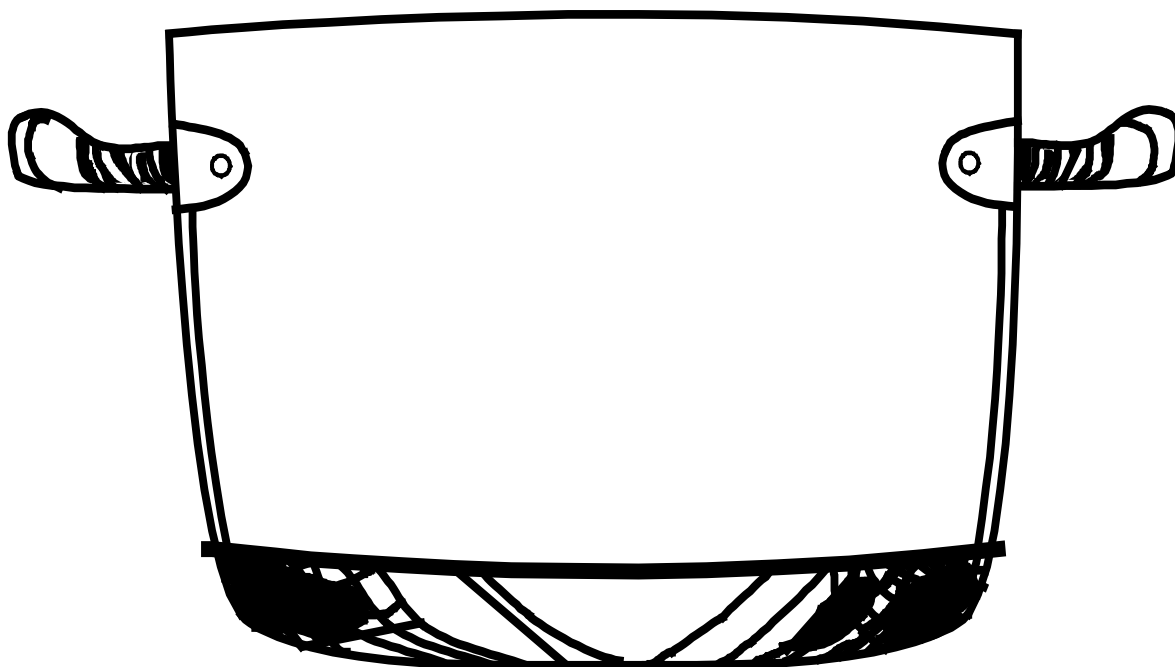
Curso: 1º año Básico

Fecha: _____.

1.- Escribir una línea de la letra o, y uno para oa, oe, uoi, eou.




2.- Dibuje dentro de la olla 3 objetos que comiencen con la letra "o". Dibuje fuera de la olla 3 objetos que terminen con la letra "o".



3.- Unir el dibujo con las vocales que corresponden.



e	o
---	---




e	e	a
---	---	---



o	i	a
---	---	---



u	e	o
---	---	---



e	a	e	a
---	---	---	---

4.-Buscar y pintar la letra o.

a	a	a	a	o	a	a	a	a	o	a	o	a	o	a
a	a	a	o	o	o	a	a	a	o	a	o	a	o	a
a	a	o	o	a	o	o	a	a	a	o	o	a	o	o
o	o	o	o	o	o	o	a	a	a	o	a	a	a	o
a	a	o	o	o	o	a	a	a	a	o	a	a	a	o
a	o	o	a	o	a	a	a	a	a	o	a	o	a	o
o	o	a	o	o	a	a	a	a	o	a	o	o	a	o
o	a	o	o	o	o	o	o	o	o	a	o	a	a	o